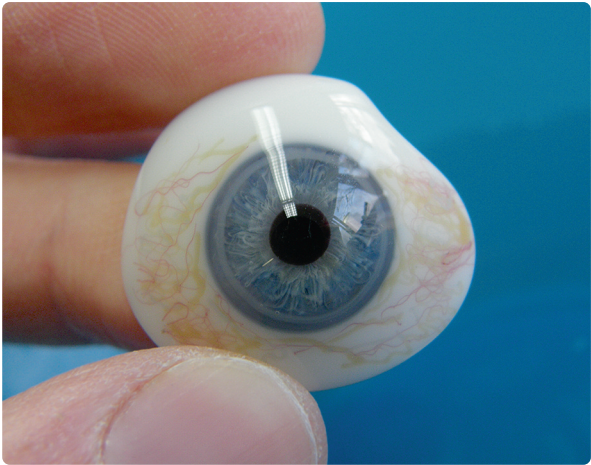




English

KUNSTAUGEN-INSTITUT

 **Leipold**  
GmbH



Instructions for the  
handling of artificial eyes  
made of glass

## I Dear patient,

Thanks to their lifelike replica, artificial eyes made of glass allow for aesthetic appeal and thus for a self-confident appearance in public. But please remember: the correct handling and care of the artificial eye is essential to maximum wearing comfort. This is very easy if you pay attention to the following hints. So please read this information carefully. In case of doubt, do not hesitate to contact our expert ophthalmologists. We will be happy to help you.

## I Features of your artificial eye

Your artificial eye was custom-built and individually designed for your eye socket. High quality glasses were used, which are produced specially for the fabrication of artificial eyes. Their surface is highly resistant to the aggressive tear fluid and helps to protect the mucous membrane best possible.

With a good fitting artificial eye there are nearly no limitations in everyday life, for example during work, leisure time and sports. You can even wear your artificial eye while swimming<sup>1</sup>. But please remember: because of pollution or chlorine in the water you should wear swimming glasses and clean your artificial eye and eye socket afterwards at home.

<sup>1</sup>Exception: Diving. Please consult your ophthalmologist if necessary.

## I Cleaning and care

The artificial eye should be cleaned carefully once a day. Please use only clear, hand warm drinking water for cleaning<sup>2</sup>. Hot or extremely cold water is not suitable as it might reduce the durability of the material. Also, never use acids or hard objects to clean the surface of your artificial eye. If the eye is very dirty, you can soak it in an alcohol based, antibacterial liquid for about 10 minutes. But please do not forget to clean the eye with clear water afterwards. While not wearing your artificial eye, please keep it in a closed dry box.

Please note: The artificial eye should **not** be kept in water or other liquids overnight!



Your ophthalmologist will decide if you can wear your artificial eye during nighttime.

<sup>2</sup>In countries with lower water quality, please use non-sparkling mineral water.


## I Do not clean the prosthesis in the bathroom!

Artificial eyes made of glass are very durable and do not break easily. Nevertheless, just like all objects made of glass, they are generally breakable. Therefore it is not advisable to remove or clean the artificial eye in the bathroom. If the eye falls onto the hard floor or into the washbasin, it is most likely to break. Even hand towels or water in the washbasin are no reliable protection against damage.

It is advised to use a plastic bowl full of hand warm water in a room with carpeted flooring.

## I Inserting your artificial eye

Before you insert your artificial eye, please wash your hands carefully. Also it is easier to insert the prosthesis if it is wet.

 Please note: The shorter part of most artificial eyes points to the nose (see image at the bottom right). Nevertheless, this does not necessarily need to be the case, as many artificial eyes have a different shape.

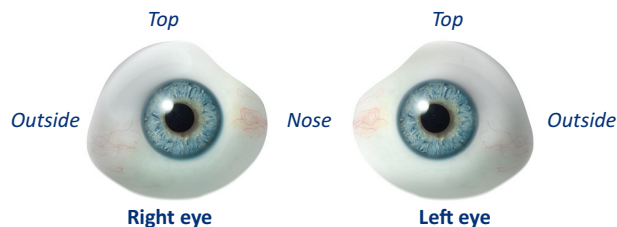
To insert your artificial eye, raise your upper eyelid with your finger, put the upper side of your artificial eye below the eyelid and hold it in this position. Now pull the lower eyelid downwards. The artificial eye should now slide into the eye socket. You might push softly onto the eye with your finger afterwards,

because in some cases there might be air behind the artificial eye. This way, the air can escape. If your artificial eye requires any exceptions from this standard procedure, your ocularist will let you know.

## I Removing your artificial eye

Please wash your hands before removing the artificial eye and remember to provide a soft ground to make sure that the eye does not break in case it falls down. The easiest way to remove your prosthesis is by means of a suction cup which is used for contact lenses. To do so, place the suction cup on top of the artificial eye and slightly pull down your lower eyelid with the other hand. Now you are able to pull out the prosthesis with the suction cup. Alternatively you can also remove the artificial eye with your fingers. To do so, push the lower eyelid downwards until the lower edge of the artificial eye is uncovered. Put your forefinger beneath the edge of the eye, your middle finger on top of it. Now you can pull the eye out of the eye socket in a downward direction.

Please note: If you need to wipe or rub your eye, please do so towards the nose only. Wiping or rubbing in the other direction might twist or even wipe out the artificial eye.



*Typical form of an artificial eye*


## I How long to wear your artificial eye

Every eye prosthesis is subject to natural corrosion due to the aggressive tear fluid. Furthermore, the durability of your artificial eye depends on different individual factors like environmental impact, condition of the eye socket, intensity of secretion, and so on.

Therefore your artificial eye should be replaced once a year. Increased environmental pollution such as dust or the contact with chemical substances can further reduce the durability of the prosthesis.

A special case is the first prosthesis you receive after the operation. It can only be worn for about **3 months** because the eye socket still changes its shape during the healing process.

A worn out artificial eye can cause troubles in your eye socket. The rough surface of the prosthesis can highly irritate the skin layer. A first indication that your artificial eye needs replacement is an increasing amount of tear fluid. Further symptoms can be a reddened eye socket and intensified viscous secretion.



At regular intervals you should have your eye socket checked by your eye specialist. Once a year your artificial eye should be replaced by your ocularist to avoid problems and to ensure that your eye always fits comfortably.

Please note: Because children are still growing, their artificial eyes must be replaced far more often. Please ask your ocularist.

## I Some general hints at the end:

- **Always** get an appointment if you need a new artificial eye.
- A damaged artificial eye cannot be repaired but must be replaced immediately by your ocularist.
- In case of a broken artificial eye, please pick up all pieces and bring them with you. Your ocularist might still need them as model for a new one.
- Your personal appearance is necessary to fabricate an optimally fitting artificial eye. If – for once – this should not be possible, please contact us.
- Your artificial eye was designed individually for your eye socket. However, should there be any problems after your appointment, please contact us immediately.

KUNSTAUGEN-INSTITUT



**Kunstaugen-Institut Leipold GmbH**

Steeler Straße 180

45138 Essen - Germany

Phone: +49 201 - 27 21 21

Fax: +49 201 - 28 86 98

[www.kunstauge.info](http://www.kunstauge.info)